



*Annual Report*  
*July 1, 2019-June 30, 2020*

## ***Mission, Vision and Values***

### ***Mission:***

*We provide effective, evidence based behavioral health services to participants that inspires hope, encourages change and improves our community. We offer these services in a manner that is spiritually and culturally sensitive and responsive to community needs.*

### ***Vision:***

*We strive to be the region's premier provider of a continuum of behavioral health services.*

### ***Values:***

***Choice***-recognizing and supporting the participants right to decide

***Hope***- expecting and embracing change

***Integrity***-doing the right thing because it is the right thing

***Respect***-listening to the concerns and needs of our customers

***Professionalism***- providing care with skill, good judgment and polite behavior that is expected by a person who is trained to do a job well



## Message from the CEO

This 2020 annual report is an opportunity to tell you, the community, where we have come from, what we have accomplished and where we plan to go. It also gives us the opportunity to thank each person, organization and municipal agency for your ongoing support.

The North Philadelphia Health System dba as The Behavioral Wellness Center at Girard is proud to be serving Philadelphia in its \_\_\_\_ year. As many of you know we have not only survived, but are thriving after coming through bankruptcy in 2018. We solidified our contract with Community Behavioral Health, successfully negotiated and signed contracts with all four of our employee unions, and signed a 10 year lease with our landlord. We have successfully been able to re-establish ourselves as a financially stable organization that *inspires hope and transforms lives*. We do this through committed, compassionate evidence-based clinical care that is both spiritually and culturally sensitive.

To ensure it is the very best care, we have established a comprehensive training plan that is comprised of clinical, managerial and technical skills programs for all of our staff. We have embraced innovation by establishing a withdrawal management program with around the clock medical care provided by doctors, nurse practitioners, nurses and support staff. In addition, we have also begun same day induction, making sure Participants don't have to wait before being inducted and admitted. These programs have been initiated to support each client's initial choice to enter treatment a little easier. The Be Well Center has established partnerships to support the housing needs of our clients and is expanding alliances for the training of medical professionals in the discipline of addiction medicine on our campus. Our vision is of a network made up of community, organizations, government agencies and individuals all working together to ensure that the social determinants that affect us all, support the health of all.

Our board, executive team, physicians and our staff, all hold the vision for each of our Participants, of lives of sustainability and wellness; mentally, emotionally and physically. Over the years, our communities have faced many challenges and this year has been without precedent: opioids, COVID-19 and social unrest. Amidst all of this, The Behavioral Wellness Center focus is and will always be on keeping our Participants safe, cared for, and supported in creating productive, independent lives, no matter the circumstances. As important, is making sure that our staff, the caregivers, are also supported. They have the opportunity to use our new meditation room and participate in our burgeoning wellness program comprised of a new meditation app, tai chi, yoga and mindfulness, with more to come.

We are proud to bring new programs and approaches to wellness for our participants and our staff. We commit to continue to be of service to the community in new and innovative ways.

Sincerely,

*Gerri H. Walker*




## *Meet our Leadership*



*Gerri H. Walker: President/CEO*



*Laura Boston-Jones M.Ed., CAC  
Senior VP of Behavioral Health Svcs,*



*Wanda Nolasco: , MSN, MBA, RN  
VP of Patient Services*



*Douglas Maier: CPA, MS  
Chief Financial Officer,*



*Xavier Bancroft MBA, MHSA,  
VP of Operations*



*Sharita Barnett: VP of Human Resources*



*Dr. Ilia Nikhinson, M.D.,  
Chair of Department of  
Behavioral Medicine*

## *The Board of Directors*



*Rev. Ralph E. Blanks  
Board Chairman*



*Dominic Sabatini  
Past Chair*



*William Vanore*



*The Hon. Eugene E. Maier  
Secretary*



*Folasade Olanipekun-Lewis*



*James J. Cuorato*



*Miles C. Ladenheim MD., JD  
Ex-Officio*



*The Hon. Felice Stack*



*John W. Meacham*

# ***The Behavioral Wellness Center at Girard –Services***

## ***Inpatient Psychiatric Services***

The Psychiatry Programs consist of acute, sub-acute and extended acute and services. Through the multidisciplinary team process, they provide a wide range of clinical services including diagnostic evaluation, medication, and coordination of general medical and psychiatric care in a therapeutic milieu. The Psychiatric Programs functions in consultation with the appointed case managers from the City of Philadelphia's Office of Mental Health in treatment planning and disposition, evaluation of therapeutic progress, goal planning, arranging for on-going appropriate after-care treatment and involvement in the community networking resources available. Services are provided by a multidisciplinary staff, within a highly structured treatment program.

## ***Substance Use Disorder Services***

### ***Medicated Assisted Treatment***

Medicated Assisted Treatment is available at all levels of care throughout the North Philadelphia Health System including, outpatient, intensive outpatient and non-hospital residential rehabilitation. Three types of medication are available to those seeking recovery from substance use disorders. As with all medications used in medication-assisted treatment (MAT), they are prescribed as part of a comprehensive treatment plan that includes counseling and participation in social support programs. Participants may choose to augment treatment with Methadone, Buprenorphine (Suboxone) or Vivitrol.

### ***IOP/CAP Outpatient Program***

The IOP/CAP Outpatient Program is a component of the Substance Use Disorder Programs of Girard Medical Center- the IOP/CAP Outpatient Program seeks to assist participants in establishing healthy behavioral alternatives to drug or alcohol seeking activity. It utilizes psychological support in a pleasant, relaxed atmosphere where the participant is treated with respect and dignity.

### ***The Goldman Clinic***

The Goldman Clinic is an outpatient and intensive outpatient program providing a wide range of opiate dependence /addiction education services and individual and group counseling with medication assisted treatment.

## ***Residential /Inpatient Substance Use Disorder Services***

The Residential Services of North Philadelphia Health Systems includes, (5) programs funded through Community Behavioral Health and one OMH grant funding program providing addiction services to residential participants. The programs are licensed or approved by the Department of Health, Division of Drug and Alcohol Program Licensure to provide hospital and non-hospital Addiction services.

The Programs include:

- Detoxification and Rehabilitation Unit
- Torre De La Raza-Latino Men- and TDLR-Women Helping other Women (WHOW)
- The Return Program I & Return Program II
- Miracles in Progress I and II
- RTFA-Dual Diagnosis



## *The Behavioral Wellness Center*

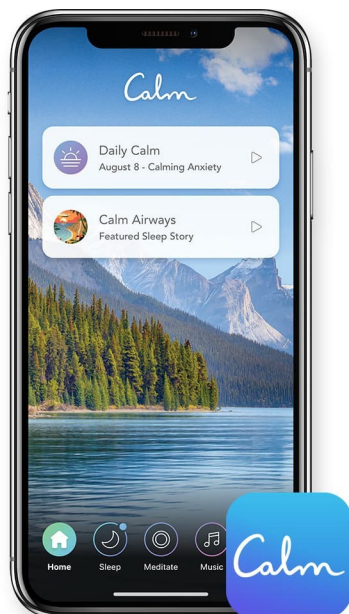
*Offers seven day– 24 hour access to care via its Behavioral Intake Unit*

*Call 215-787-2407*



*The Behavioral Wellness Outreach Team  
Performs warm hand offs with the Philadelphia  
Fire and Rescue for those recovering from overdose.  
The team travels to CRC's Assessment sites, and  
homeless shelters to conduct outreach and to provide  
Pick-ups for those seeking treatment.*

*Wellness Programs include Meditation, Movement, Music and Exercise  
for  
Participants and Staff*



**THE BEHAVIORAL WELLNESS CENTER at GIRARD (formerly NPHS)**

**FISCAL YEAR 2020 STATISTICAL ANALYSIS FOR THE MONTH ENDED JUNE 30, 2020**

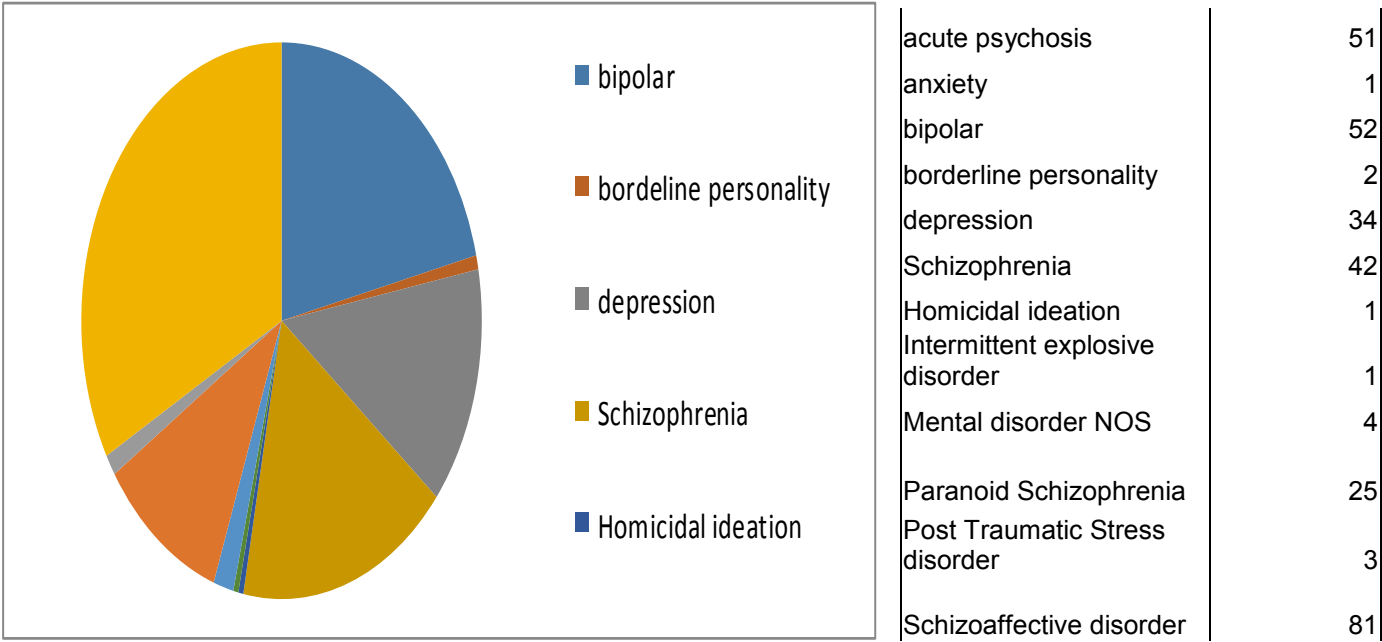
	MONTH-TO-DATE		YEAR-TO		-DATE
	PRIOR YEAR	ACTUAL	PRIOR YEAR	ACTUAL	
	06/30/19	06/30/20	06/30/19	06/30/20	
<b>ADMISSIONS</b>					
<b>GIRARD</b>					
D&A - REHAB / DETOX	140	120	1,648		1,413
PSYCH ACUTE	8	7	97		72
PSYCH SUB-ACUTE	6	1	42		42
PSYCH EXTENDED	<u>11</u>	<u>1</u>	81		
				6	
				5	
Total	165	129	1868		1592

	MONTH-TO-DATE		YEAR-TO		-DATE
	PRIOR YEAR	ACTUAL	PRIOR YEAR	ACTUAL	
	06/30/19	06/30/20	06/30/19	06/30/20	
<b>GMC RESIDENTIAL</b>					
<u>ADMISSIONS:</u>					
DUAL DIAGNOSIS (RTFA)	7	2	83		43
LATINO (TORRE DE LA RAZA-MEN)	16	0	143		84
FORENSIC INT REC (RETURN I)	33	27	178		263
METHADONE MAINTENACE (RETURN II)	15	4	176		131
FEM RES REHAB (TDLR-WHOW)	14	11	152		153
MIP 1 (MIRACLES IN PROGRESS -JOH)	10	7	100		110
MIP II (MIRACLES IN PROGRESS -JOH)	2	0	44		12
TOTAL	97	51	876		796

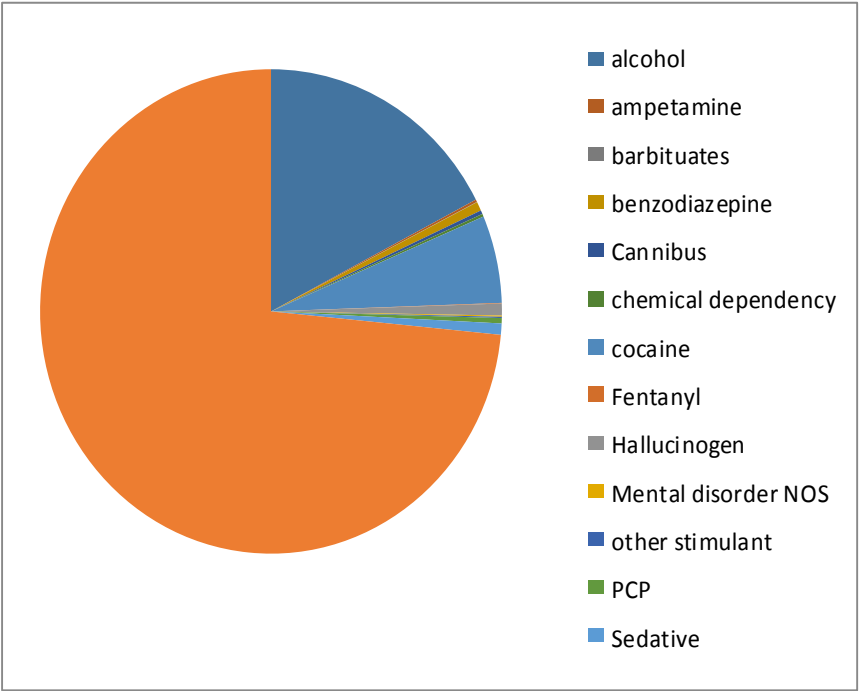
INTENSIVE OUTPATIENT	223	223	2,682	2,678
GOLDMAN PATIENTS	564	493	586	539
GOLDMAN PATIENT WEEKS	2,444	2,136	30,446	28,032



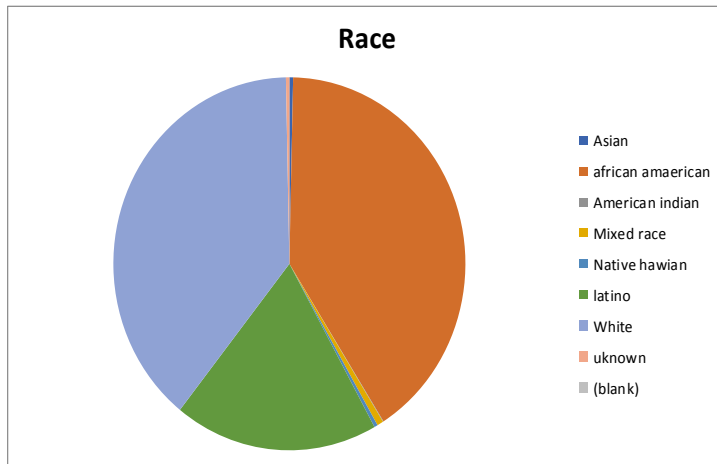
Participant Demographics



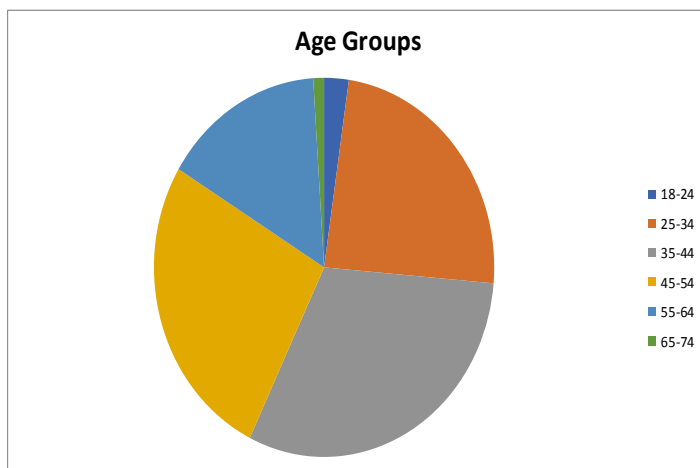
diagnoses	Total
opiate	2248
alcohol	832
amphetamine	8
barbiturates	1
benzodiazepine	29
Cannabis	12
chemical dependency	9
cocaine	280
Fentanyl	2
Hallucinogen	38
Mental disorder NOS	4
other stimulant	4
PCP	17
Sedative	36
	3520



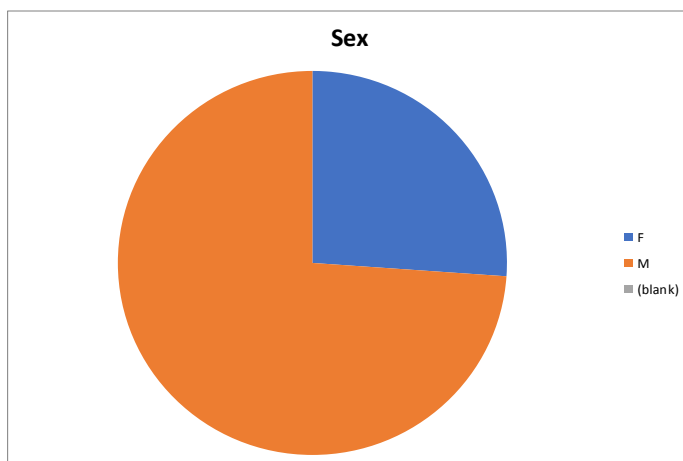
## Patient Demographics



PATIENT RACE CODE	Total
Asian	13
African American	1552
American Indian	2
Mixed race	22
Native Hawaiian	12
Latino	714
White	1488
unknown	12
(blank)	
Grand Total	3815



Age group	Total
18-24	89
25-34	916
35-44	1177
45-54	1010
55-64	584
65-74	39
Grand Total	3815



PATIENT SEX CODE	Total
F	996
M	2819
(blank)	
Grand Total	3815

**North Philadelphia Health System  
The Behavioral Wellness Center at Girard  
Statement of Financial Position  
May 31, 2020**

<b>ASSETS</b>			<b>LIABILITIES &amp; NET</b>		
	<b>05/31/2020</b>	<b>04/30/2020</b>		<b>05/31/2020</b>	<b>04/30/2020</b>
<b>Current assets:</b>			<b>Current liabilities:</b>		
Cash	\$12,981,977	\$11,060,216			
Patient accounts receivable, net	189,309	1,649,819	Accounts pay & accrued exps	1,217,255	1,371,260
Grants receivables	0	47,107	Accrued payroll & payroll taxes	946,046	629,157
Other receivables	(344,284)	(299,658)	Due To Trustee S.T.	250,000	250,000
Inventories	14,843	11,873	Due To Trustee Grant Loan Collateral	1,577,908	1,577,908
Prepaid expenses	424,678	601,827			
<b>Total current assets</b>	<b>13,266,522</b>	<b>13,071,183</b>	<b>Total current liabilities</b>	<b>3,991,208</b>	<b>3,828,325</b>
<b>Assets whose use is limited:</b>			<b>Other Liabilities</b>		
Escrow Funds - US Banks	201,631	201,628	Due To Trustee L.T.	4,954,615	4,954,615
Debt Service Reserve Funds	0	0	Due To Trustee Grant Loan Collateral	3,118,548	3,118,548
Escrow Funds - GMC Sale	0	0			
Other funds	0	0			
	<b>201,631</b>	<b>201,628</b>			
<b>Property &amp; equipment, at cost, net of accumulated depreciation</b>	<b>1,392,290</b>	<b>1,406,691</b>			
<b>Other assets:</b>			<b>Net assets:</b>		
Beneficial int in perpetual trusts	8,272,295	8,272,295	Unrestricted	2,558,610	2,548,362
			Temporarily restricted	237,465	229,655
			Permanently restricted	8,272,295	8,272,295
				<b>11,068,370</b>	<b>11,050,312</b>
<b>Total assets</b>	<b>\$23,132,739</b>	<b>\$22,951,797</b>	<b>Total liabilities &amp; net assets</b>	<b>\$23,132,739</b>	<b>\$22,951,797</b>
				(0)	(0)

## Recovery Activities



## Family Day 2019



## Recovery Walk



## Spiral Q Puppet Parade

